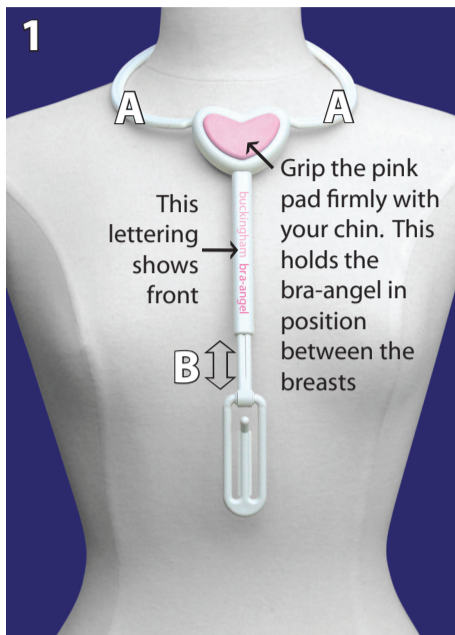


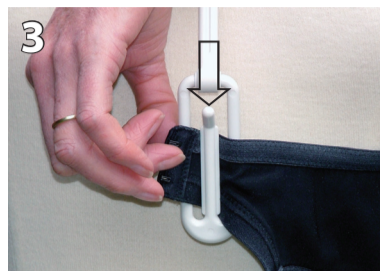
buckingham bra-angel user instructions



1 Sit down and position the bra-angel at your neck using the adjustable arms (A). Adjust its length (B) so the gripper at the bottom is below the breasts.




2 Place the bra upside down, inside out and back-to-front around your waist.



3 Feed the 'hook' end into the gripper.



4 With the 'hook' end held firmly in the gripper reach for the 'eye' end and join the two ends together.



5 The bra can now be removed from the gripper and moved around the body. Remove the bra-angel to complete dressing.

Care Instructions

Wipe clean with a damp cloth. Do not immerse in water or use harsh abrasives.

Caution

This product is only to be used for the intended purpose of a dressing aid. Keep out of reach of babies and young children. It should not be used as a play toy.

Latex free

Manufactured in China for Buckingham Healthcare Limited, Portsmouth PO3 6BQ, England
www.buckinghamhealthcare.co.uk

International patents pending.

